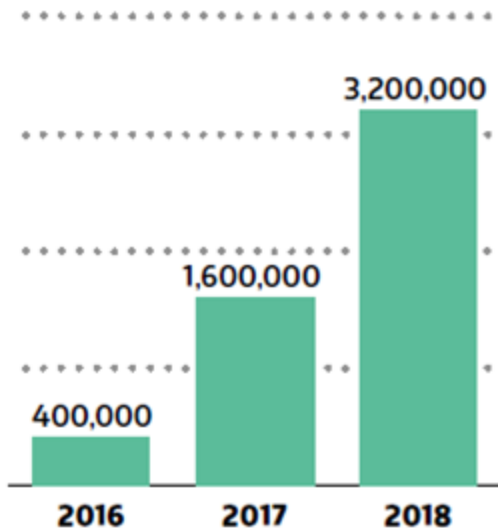


# The Helsinki Bike-Sharing System

The bike-sharing system of Helsinki was launched in 2016, consisting of 50 stations and 500 bikes. The following year it grew to 1,500 bikes and 150 stations.

In 2018 the neighboring municipality of Espoo joined the same system and the number of stations grew to a total of 255 and the number of bikes to 2,550.

The expansion of the systems continued in 2019 with 88 new stations and 880 new bikes being deployed in Helsinki.

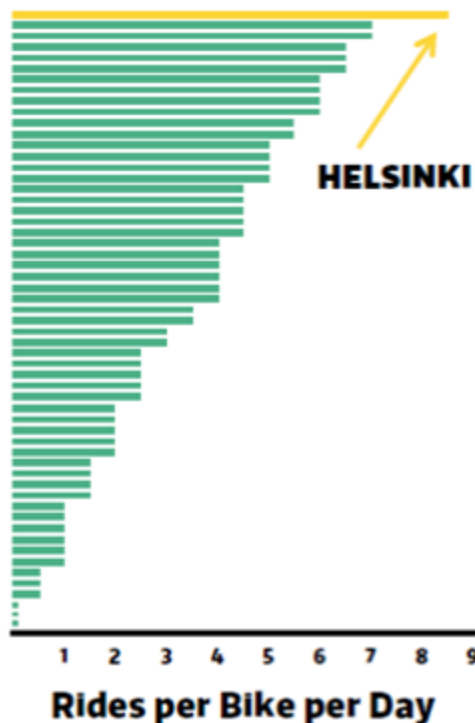


**Annual Rides in the Helsinki Bikeshare System 2016–2018**

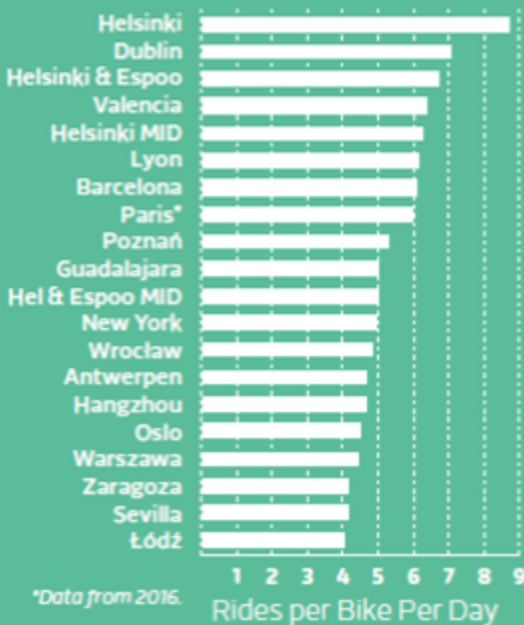
# Results

Based on a comparison of one year of data from systems in 50 cities, Helsinki had the highest number of rides per bike per day in 2018. Even when looking at the mid scenario for hibernation months, Helsinki is amongst the top.

In this study, the leading station-based bike-sharing systems worldwide are in Helsinki, Dublin, Valencia, Lyon, Barcelona and Paris.



## Top 20 Systems



## Distribution of the Systems

Rides per Bike Per Day	Number of Systems
0.0 - 0.9	9
1.0 - 1.9	12
2.0 - 2.9	6
3.0 - 3.9	7
4.0 - 4.9	8
5.0 - 5.9	3
6.0 - 6.9	5
7.0 - 7.9	1
8.0 - 8.9	1

\*\*N = 52

\*\*Helsinki and Helsinki-Espoo Included.